



Adventure playground



CITY OF
TEA TREE GULLY
Naturally Better

Adventure playground

Playground equipment

How to use

This list is designed to assist in the selection of your preferred equipment for your feedback on the on-line form. It is proposed that the information provided in the feedback form indicating which pieces of equipment are popular will be used to guide the development of a Playground Concept design. Please use the on-line feedback form.

Notes


The types of playground equipment shown in the selection matrix below are indicative only and final designs may vary.








- The purpose of these images is to illustrate a range of equipment types and to allow respondents to select their preferred style.
- Following the closure of the community engagement, the style of playground to be developed, (e.g. nature play, adventure or traditional), will be based on the trends received via the on-line feedback form . Similarly, the type of equipment to be incorporated into the selected playground style will also be based on the trends indicated by the on-line feedback form .
- A Playground Concept Design will be guided by the feedback and presented to Council where further suggestions may be incorporated to guide the final playground design.

- All playground equipment selections are subject to budgetary constraints. Whilst every effort has been made to provide example equipment in accordance with the allocated budget, all works remain subject to industry design, pricing and evaluation.
- No work brief or designs have been developed at this stage for this site. Nor have any suppliers been appointed.
- It is recommended that respondents zoom in on images to see further details.
- Final landscape and playground designs will be circulated to all respondents following appointment of relevant suppliers.

Adventure playground

Playground equipment selection tables

Activity/style	Code	Type	Playground equipment examples		
Playground colour	CO1	Bright			
	CO2	Natural			
Swinging	S1	Basket			
	S2	Traditional			

Activity/style	Code	Type	Playground equipment examples	
	S3	Alternative traditional		Description Timber framed swing set including one senior swing and one combination adult and baby swing
Note Selection of this swinging item may reduce the overall size of or inclusions on climbing frame due to budgetary considerations	S4	Large swing(s)		
Main unit (rope)	M1			
Main unit (cube)	M2			

Activity/style	Code	Type	Playground equipment examples		
Main unit (agility)	M3		